

MADE IN BRITAIN 

The  **AIRACK™**

Glass Dryer Lite

Product Information



CLENAWARE 

S Y S T E M S

ware excellence is standard

Lager or beer served in a wet or warm glass will always appear flat, lifeless and have the inability to form or retain its head. Many of the latest glasses use etching or a widget in the base of the glass to create something called "points of nucleation". This latest innovation in glassware while improving the customer experience is entirely ineffective if the widget is wet at the point of the lager or beer being poured.

The Airack glass dryer was introduced to solve this problem, by ensuring the inside of the glass is completely dry including the widget, meaning that the drink poured won't appear flat and will retain its head. The Airack Lite can dry a basket of glasses ten times faster than traditional methods such as air drying, ensuring a perfectly dry glass every time. It eliminates the risk of cross-contamination associated with towel drying and allows for proper drying of the inside of the glass, including the base.



Quick Drying Time

Air drying a standard pint glass can take up to 40 minutes. Using the Airack Lite, glasses can be dried 10 times faster. Set the timer to the desired drying time and when the cycle has finished, remove the glasses from the basket and your glasses will be dry and ready for immediate use.



Easy To Install And Use

The Airack Lite is supplied with a 3 pin plug for a wall socket. Simply remove the glass basket from the glasswasher, place the basket onto the top cover and turn the timer to the desired drying time. Excess water collects in the top cover and can be removed by tipping into a bowl or sink.



Eliminates Cross-Contamination

The traditional way to dry glasses in bars and pubs is with a cloth or towel, but it's time-consuming and can cause cross-contamination, affecting the beer's head and making it appear flat. The Airack solves this issue by eliminating this risk. It's the only recommended method for drying glasses.



Faster Glass Rotation




There are several options to ensure your glass is dry before serving your lager or beer. You could keep a large stock of glasses so that a glass does not need to be reused in a session, which isn't always feasible. Alternatively, you can use The Airack Glass Dryer, which will dry your glassware ten times faster than if they were to dry naturally.

Technical Specifications

The Airack Lite has a mechanical manual runback timer, allowing you to decide the desired running time of the Airack up to 30 minutes.

Using the Airack Lite allows you to tailor the drying time to the type of glasses that you are using. For example, taller continental style glassware can take approximately a 10 minute cycle on the Airack Lite whilst smaller glasses can dry in just a 4 minute cycle.



	 Lite 40	 Lite 45	 Lite 50
Machine Type	Counter Top	Counter Top	Counter Top
Size	40	45	50
Dimensions (mm)	W460 x H177 x D460	W510 x H184 x D510	W560 x H190 x D560
Electrical	Single Phase 3 Amp	Single Phase 3 Amp	Single Phase 3 Amp
Machine Finish	Coated Steel/Recycled Plastic	Coated Steel/Recycled Plastic	Coated Steel/Recycled Plastic
Basket / Rack Size	400mm ²	450mm ²	500mm ²
Basket / Racks Capacity	Up to 18 Pint Glasses	Up to 24 Pint Glasses	Up to 30 Pint Glasses
Standard Cycle Time (mins)	Up to 30 mins	Up to 30 mins	Up to 30 mins
Control System	Manual	Manual	Manual
Drainage Funnel	No	No	No
UKCA Marked	<input checked="" type="checkbox"/>	<input checked="" type="checkbox"/>	<input checked="" type="checkbox"/>
CE Marked	<input checked="" type="checkbox"/>	<input checked="" type="checkbox"/>	<input checked="" type="checkbox"/>

Airack Stand

The Airack Stand is an ideal addition to the warewashing process. This Airack Stand can slide easily into spare space in the bar or kitchen area. Ideally, the unit would be located next to the warewasher as it provides the correct working height. Your washed glasses can be put straight onto the Airack and dry glasses can be stored in a safe, hygienic and tidy solution.



The AIRACK Stand

The Airack Stand has been designed to store all types of glass basket. Each tier allows for glasses that measure up to 250mm in height, so there is plenty of room for specialist baskets such as the Clenaware Tall Glass Basket and glasses to be stored.

Durable & Versatile

Airack Stands are made of stainless steel and not only look modern, but are able to handle the knocks and bumps of your busy bar or kitchen area. The Catch Trays supplied with each unit as standard, are of a high-quality finish made from durable plastic.

Mount Options



Static Airack Stands have height adjustable feet, making it possible to allow a sturdy, safe storage solution even on an uneven floor space.



Mobile Airack Stands are designed for easy movement. They come with four castors, two of which have brakes for safety once the unit is in position for storage.


40 Size

45 Size

50 Size

	40 Size	45 Size	50 Size
Airack Stand - Static	✓ (W470 x H750 x D400)*	✓ (W520 x H750 x D450)*	✓ (W570 x H750 x D500)*
Airack Stand - Mobile	✓ (W470 x H800 x D400)*	✓ (W520 x H800 x D450)*	✓ (W570 x H800 x D500)*

*The Airack is not included in the dimensions




With many different styles of glassware in constant use in commercial bars and kitchens, it's important that you choose the right basket to wash them in. Using cheap and dilapidated baskets will increase the risk of cross contamination while also allowing incidents of both damaged and broken glasses to occur.



Clenaware offers a variety of glass washing baskets designed for commercial bars and kitchens. With sizes of 400mm, 450mm, and 500mm, these baskets cater to different glassware types. Unlike the 'cheaper' plastic-type baskets, Clenaware Baskets are made up of robust wirework which is then coated in a 'premium' plastic hygienic coating and is also fitted with corner protection clips for added durability.


Open Glass Basket

The Open Glass Basket is suitable for glasses that measure up to 150mm in height, such as Pint Glasses, Tumbler Glasses, Half Pint Glasses and Hi-Ball Glasses. The basket comes with offset hand slots which make it easier to handle and transport.




Divided Glass Basket

The Divided Glass Basket is suitable for specialist style glasses that measure up to 150mm in height, such as Shot Glasses, Cocktail Glasses, Champagne Glasses and Wine Glasses. The basket is compartmented and angled to aid the drying process and to prevent glass damage or breakages.



Tall Glass Basket

The Tall Glass Basket is suitable for 'Continental' style glasses that measure over 150mm in height. This includes glassware such as Pilsner glasses, Heineken and Peroni glasses. This Glass Basket has been designed with special support inserts which sit inside the glasses.



40 Size

45 Size

50 Size

Open Glass Basket	✔ (400mm ²)	✔ (450mm ²)	✔ (500mm ²)
Divided Glass Basket	✔ (400mm ²)	✔ (450mm ²)	✔ (500mm ²)
Tall Glass Basket	✔ (400mm ²)	✔ (450mm ²)	✔ (500mm ²)

Siting

Unpack the Airack in the area in which you intend to use it. The Airack must be sited on a sound level surface with adequate clearance for servicing, ideally within close proximity to your Glasswasher and no further than one metre from an electrical socket. It is recommended that the Airack is placed on top of your Glasswasher or on top of the bar area.

The Airack can be mounted onto a purpose made Airack Stand providing optimum working height. It is recommended that if your Airack has been supplied mounted on an Airack Stand it is placed within close proximity to your Glasswasher and no further than one metre from an electrical socket.

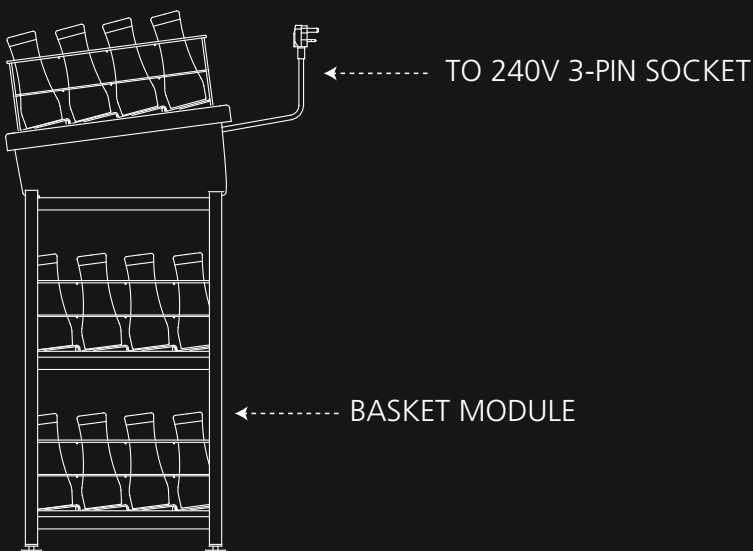
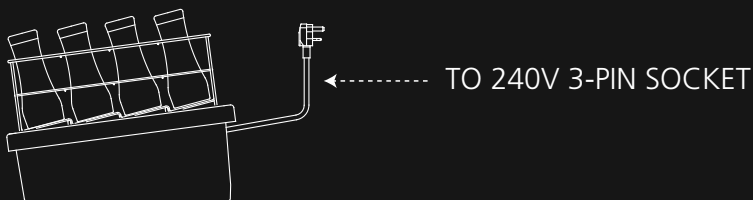
Electrical

The Airack is supplied for connection to a 240v 3-pin socket with a 1 metre Mains Cable. An RCD is recommended. Check that the supply voltage is within the range stamped on the rating plate fitted to the back of the unit.


The socket in which the Airack is to be plugged must be no further than 1 metre away from the Airack and must be used for the Airack only.

Installation Requirements – Please Study Before Installing Your Airack Glass Dryer


Siting



Basket Placement



Top Cover Placement





Glass Dryer Lite

Product Information



Clenaware Systems Ltd

44 Huxley Close
Park Farm Industrial Estate
Wellingborough
Northants
NN8 6AB

Tel: 01933 666244

Email: info@clenaware.co.uk

Web: www.clenaware.co.uk

MADE IN BRITAIN